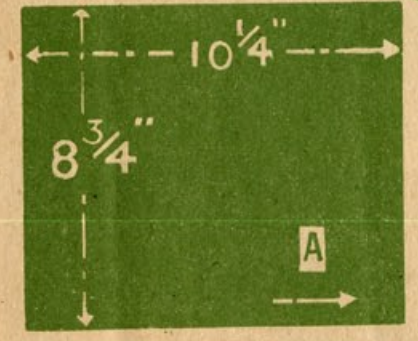


CUTLERY & SPOON BOX

WITH TWO HINGED LIDS.

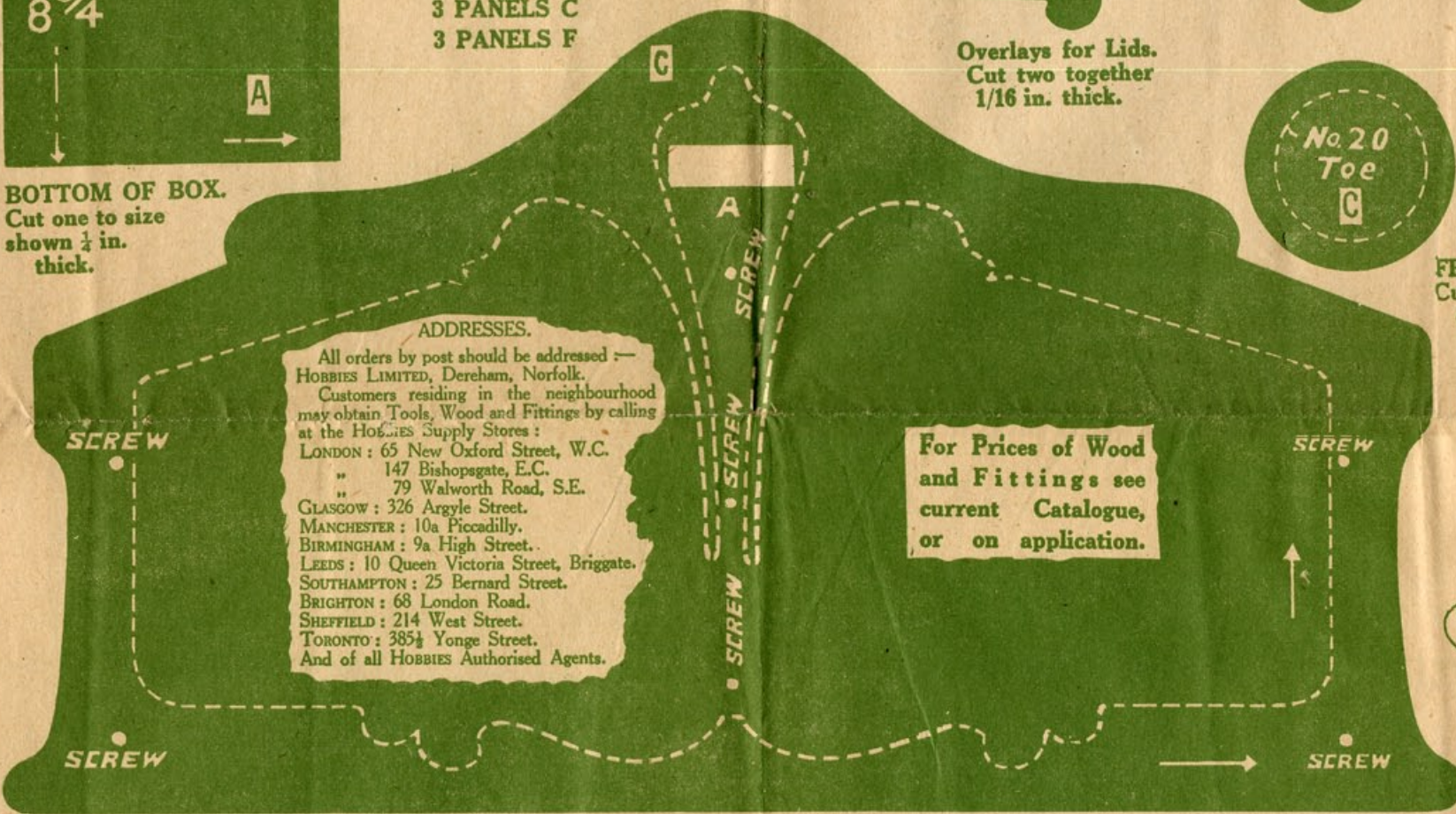
The indicates direction of grain of wood.

— SIZE —
LENGTH 10 1/4 in.
WIDTH 8 3/4 in.
HEIGHT 5 1/2 in.



BOTTOM OF BOX.
Cut one to size shown 1/4 in. thick.


WOOD REQUIRED
1 PANEL A
3 PANELS C
3 PANELS F



ADDRESSES.
All orders by post should be addressed —
HOBBIES LIMITED, Dereham, Norfolk.
Customers residing in the neighbourhood may obtain Tools, Wood and Fittings by calling at the HOBBIES Supply Stores:
LONDON: 65 New Oxford Street, W.C.
" 147 Bishopsgate, E.C.
" 79 Watworth Road, S.E.
GLASGOW: 326 Argyle Street.
MANCHESTER: 10a Piccadilly.
BIRMINGHAM: 9a High Street.
LEEDS: 10 Queen Victoria Street, Briggate.
SOUTHAMPTON: 25 Bernard Street.
BRIGHTON: 68 London Road.
SHEFFIELD: 214 West Street.
TORONTO: 385 1/2 Yonge Street.
And of all HOBBIES Authorised Agents.

For Prices of Wood and Fittings see current Catalogue, or on application.

ENDS. Cut one of each 1/4 in. thick. Dotted lines indicate positions of overlays, sides, hinged lids, &c.



— NOTE —
The Hobbies Presentation Designs are not given away with back numbers of Hobbies. Additional copies may be had from Hobbies Limited.



CENTRE PARTITION.
Cut one to length shown 1/4 in. thick.



Overlays for Lids.
Cut two together 1/16 in. thick.



FEET.
Cut one of each from waste wood of ends 1/4 in. thick.



FEET
Cut one from waste wood 1/4 in. thick.



Overlays for Sides.
Cut two together 1/16 in. thick.



Overlays for Top.
Cut two together 1/16 in. thick.


Overlays for Ends.
Cut two together 1/16 in. thick.



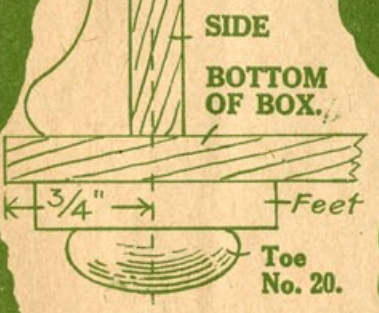
TOP. Cut one 1/4 in. thick.

HANDLE No. 5377
WILL BE FIXED TO THIS PIECE.


HOLE FOR HANDLE



HOLE FOR CATCH
No. 5376



HINGED LIDS.
Cut two to outline 1/4 in. thick, and chamfer and shape the two edges as shown by section. Dotted lines indicate position of overlays.



SIDES. Cut two to outline 1/4 in. thick. Dotted lines indicate position of overlays.