


The → indicates direction of grain of wood.

# LETTER POCKET — WITH — CALENDAR

— SIZE OF DESIGN —  
14 3/8 in. . . . . HIGH  
9 1/2 " . . . . . WIDE  
2 1/2 " . . . . . DEEP



Front of Letter Pocket. Cut one 3/16 in. thick. Chamfer the bottom edge as shown to section and dotted line.

ADDRESSES.  
All orders by post should be addressed—HOBBIES LIMITED, Dereham, Norfolk. Customers reading in the neighbourhood may obtain Tools, Wood and Fittings by calling at the HOBBIES Supply Stores.

- LONDON: 65 New Oxford Street, W.C.
- " 147 Bishopsgate, E.C.
- " 79 Walworth Rd., S.E.
- GLASGOW: 326 Argyle Street.
- SHEFFIELD: 214 West Street.
- TORONTO: 385 1/2 Yonge Street.
- And at all HOBBIES Authorised Agents.
- MANCHESTER: 10a Piccadilly.
- BIRMINGHAM: 9a High Street.
- LEEDS: 10 Queen Victoria Street, Briggate.
- SOUTHAMPTON: 25 Bernard St.
- BRIGHTON: 68 London Road.




NOTE.—The Hobbies Presentation Designs are not given away with back numbers of Hobbies. Additional copies may be had from Hobbies Ltd.

For Prices of Wood and Fittings see current Catalogue, or on application.



Horseshoe Overlays through which pass the ribbons connecting the Calendar Pad. Cut one of each 3/16 in. thick.



Main Back of Letter Pocket. Cut one 3/16 in. thick. It is suggested that a piece of Jap veneer of suitable shade be stuck down behind the bird panel above. The dotted line round the panel indicates the size.



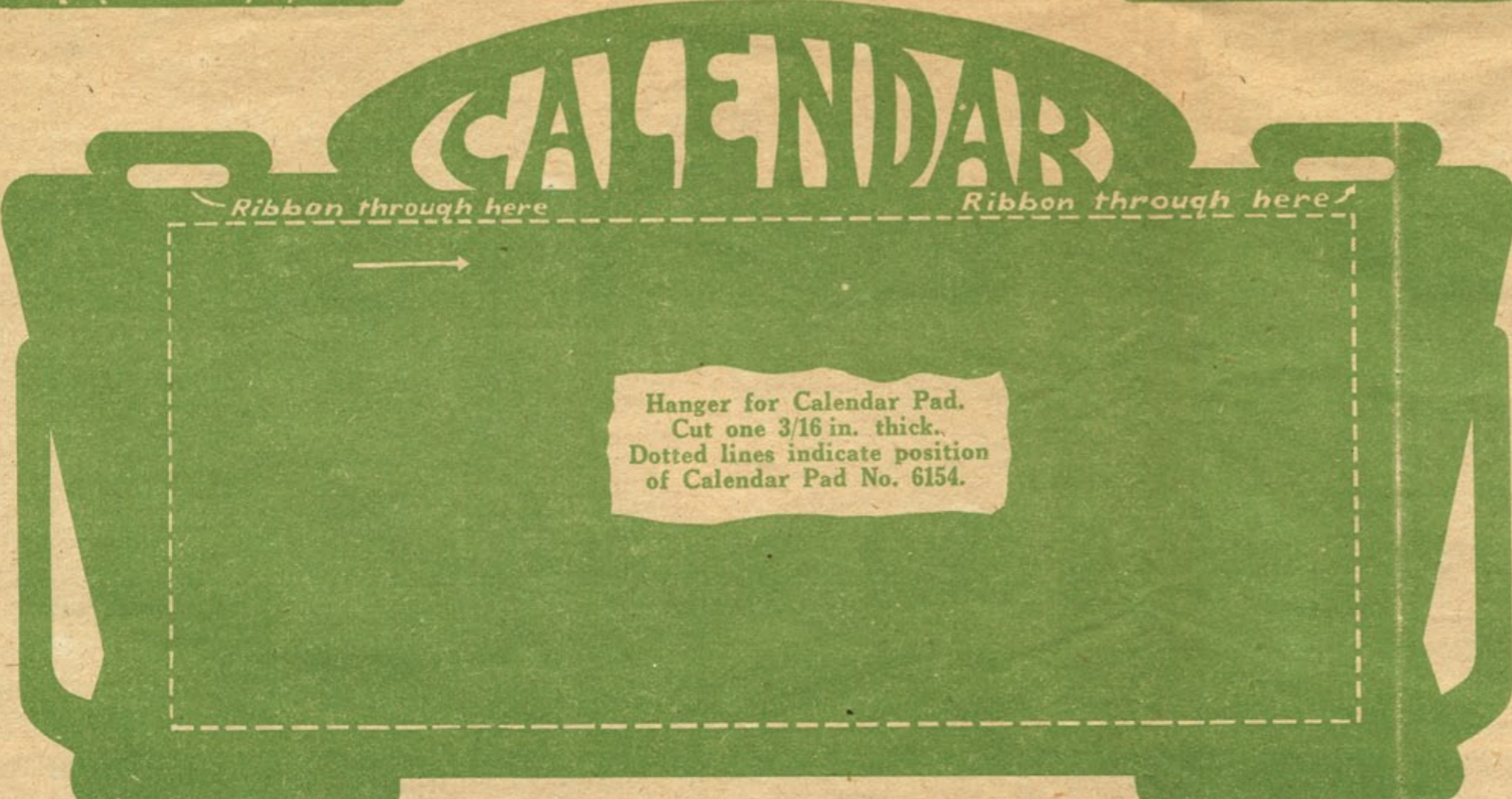
Side Bracket. Cut one 3/16 in. thick.



Side Bracket. Cut one 3/16 in. thick.



Floor of Letter Pocket. Cut one 3/16 in. thick. Round off front edge as shown by section.



Hanger for Calendar Pad. Cut one 3/16 in. thick. Dotted lines indicate position of Calendar Pad No. 6154.