

No. 1704  
16-6-28


# Hobbies FRETWORK DESIGN

## EGYPTIAN BISCUIT BOX

PRINTED IN ENGLAND.

For Prices of Wood and Fittings see current Catalogue, or on application.

— SIZE —  
6 3/4 in. ... SQUARE  
9 in. ... HIGH



Lid A. Cut one 3/16 in. thick. Glue on moulding as shown by dotted lines.



Side Overlays. Cut two together 1/2 in. thick.



Side Overlays. Cut two together 1/2 in. thick.



No. 21 Moulding 4 pieces required 5 in. long.



No. 17 Moulding 4 pieces required 7 in. long.



Corner Moulding No. 36. 4 pieces required 7 in. long.

NOTE:—The exact length will be gauged by the sides of box 6 3/4 in.



LID C



Lid C. Cut one 3/16 in. thick.



Side Overlays. Cut two together 1/2 in. thick.

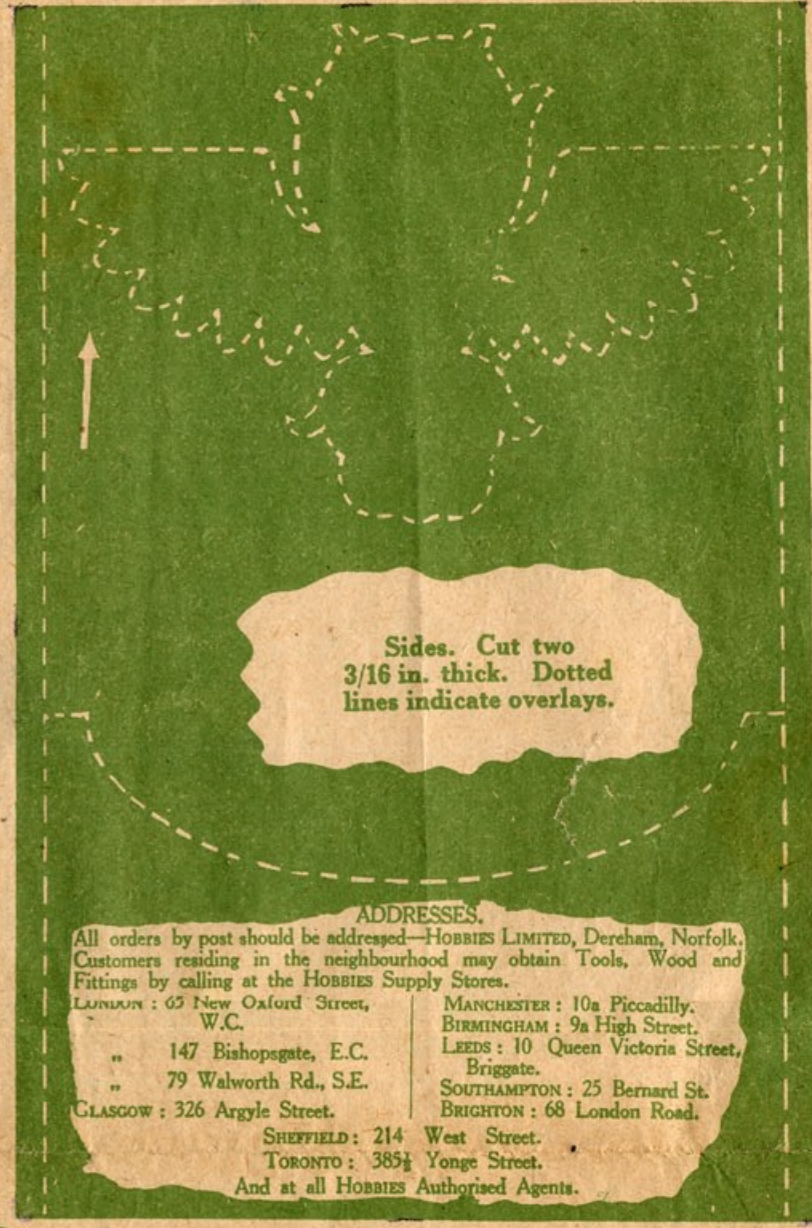
Packing Pieces. Cut two from 3/16 in. waste wood and glue between A & B.



Side Overlays. Cut two together 1/2 in. thick.



Cut one of each 3/16 in. thick.




Sides. Cut two 3/16 in. thick. Dotted lines indicate overlays.

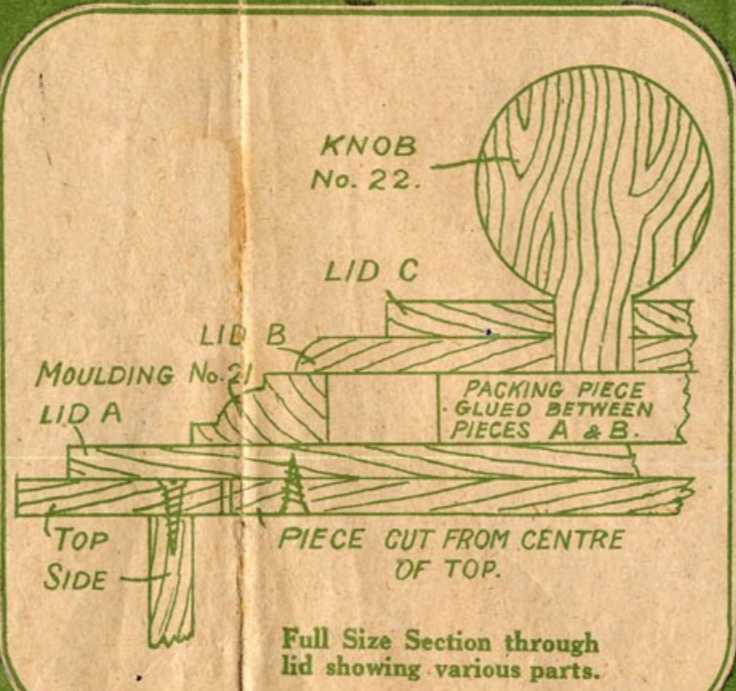
ADDRESSES.  
All orders by post should be addressed—HOBBIES LIMITED, Dereham, Norfolk. Customers residing in the neighbourhood may obtain Tools, Wood and Fittings by calling at the HOBBIES Supply Stores.  
LONDON: 63 New Oxford Street, W.C.  
MANCHESTER: 10a Piccadilly.  
BIRMINGHAM: 9a High Street.  
LEEDS: 10 Queen Victoria Street, Briggate.  
SOUTHAMPTON: 25 Bernard St.  
BRIGHTON: 68 London Road.  
SHEFFIELD: 214 West Street.  
TORONTO: 385 1/2 Yonge Street.  
And at all HOBBIES Authorized Agents.




Base. Cut one 3/16 in. thick. Dotted lines indicate sides &c.



Top. Cut one 3/16 in. thick. The piece cut from centre to be fixed to underside of lid to hold same in place.



Dotted lines indicate LID.



Feet. Cut one of each 3/16 in. thick.

www.finescrollsaw.com