

THE "BACHELOR" DRESSING TABLE

FRETWOOD AND FITTINGS
FRETWOOD—For this design we supply a selected parcel of Oak with set of 4 No. 39 Oak Legs and sufficient Dowel Rod, No. 24 Moulding and Stripwood, 17/6 Rail Carriage Forward.

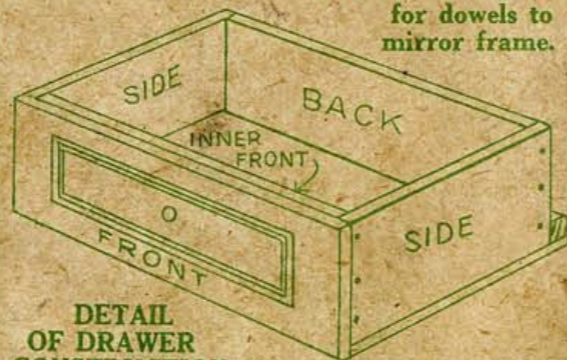
FITTINGS—Bevelled Mirror No. 5732, 4/3. Handle No. 5393, 5d. and pair of Hangers, 1/1d., pair of Swivels No. 6133, 6d. and 4 Screw Eyes, 1d.

A complete set of fittings will be sent post free 6/-
A complete parcel of wood and fittings will be sent for 25/- carriage paid.

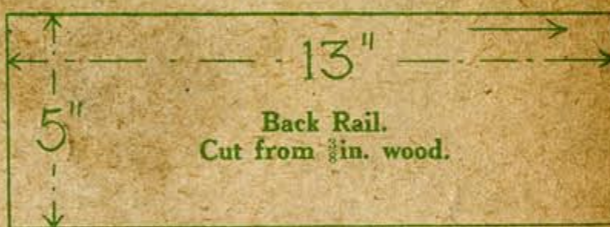
Canadian prices from—
Hobbies Limited 844, Yonge Street, TORONTO.

THE ABOVE PRICES ARE SUBJECT TO ALTERATION WITHOUT NOTICE.

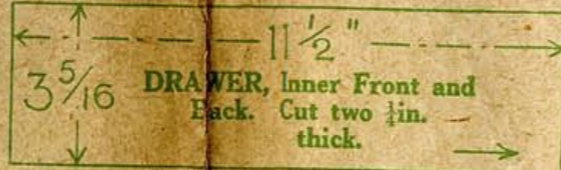
SIZE.
16IN. WIDE.
11 1/2IN. DEEP.
3FT. 10 1/2IN. HIGH.



DETAIL OF DRAWER CONSTRUCTION.



6in. of 3/16in. Rod required for dowels to mirror frame.



This portion glues into leg groove.

Rails above and below Drawer Front. Cut two 1/2 in. thick.



Showing construction of drawer guides and runners.

Showing how 1/2 in. x 1/2 in. strips are screwed together for drawer.

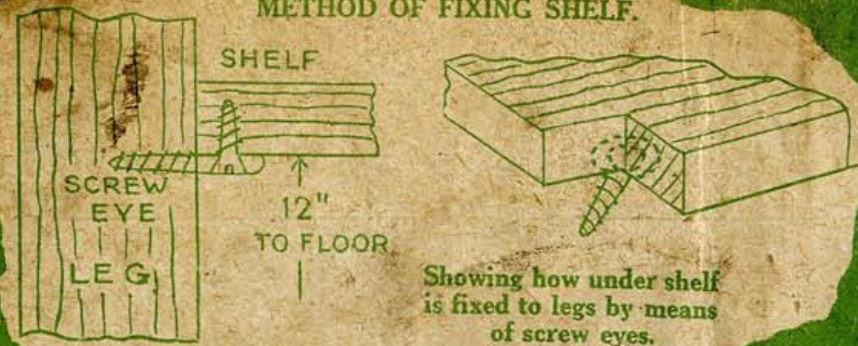


TOP. Prepared and moulded on three edges and ready for fixing.



FLOOR OF DRAWER. Cut from 3/16in. three-ply wood.

METHOD OF FIXING SHELF.



Showing how under shelf is fixed to legs by means of screw eyes.

Front of Mirror Compartment. (Half only shown). Cut one 1/2 in. thick.

- 2 pieces 10 in.
- 2 " 2 1/2 "
- 2 " 11 1/2 "
- 2 " 8 3/4 "
- 2 " 8 "
- 1 piece 12 1/2 "

Moldg. No. 24.

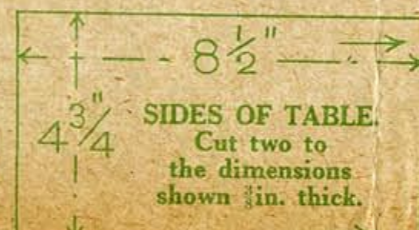


front of Drawer. (Half only shown). Cut one 1/2 in. thick.

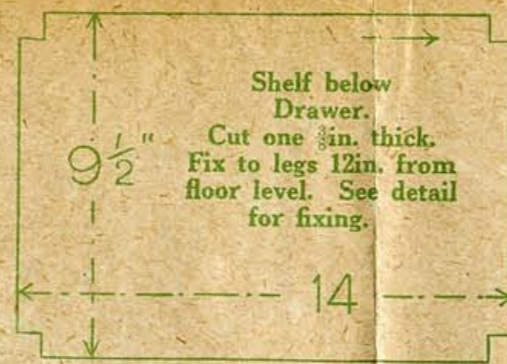


Handle No. 5393

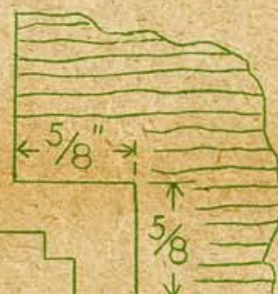
Handle No. 5393



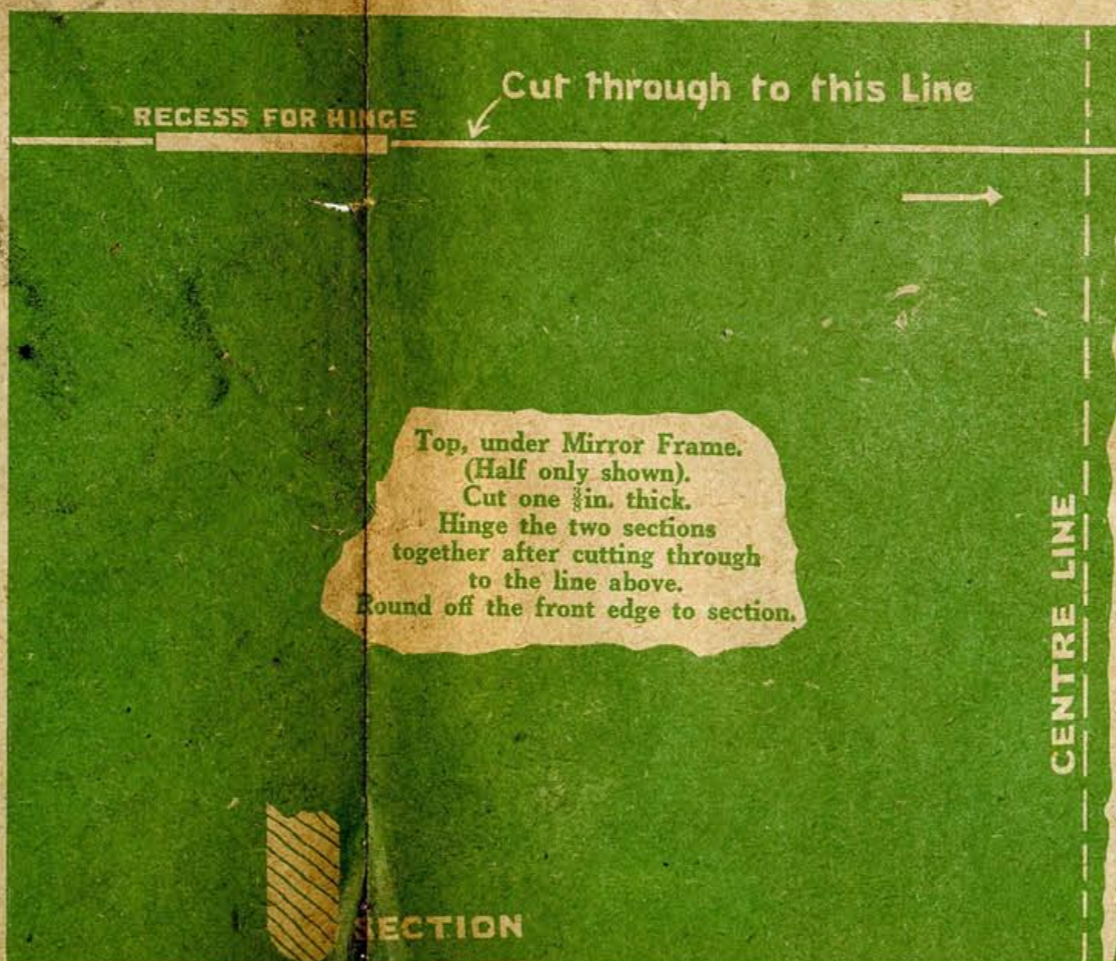
SIDES OF TABLE. Cut two to the dimensions shown 1/2 in. thick.



Shelf below Drawer. Cut one 1/2 in. thick. Fix to legs 12in. from floor level. See detail for fixing.



Corners of Shelf to be cut out as shown.



Cut through to this Line

Top, under Mirror Frame. (Half only shown). Cut one 1/2 in. thick. Hinge the two sections together after cutting through to the line above. Round off the front edge to section.

Sides to Mirror Compartment. Cut two 1/2 in. thick.

TOP

NOTE:—
EXTRA COPIES OF THIS DESIGN MAY BE OBTAINED FROM HOBBIES LTD.

ADDRESSES.
All orders by post should be addressed—
HOBBIES LIMITED, Dereham, Norfolk.
Customers residing in the neighbourhood may obtain Tools, Wood and Fittings by calling at the HOBBIES Supply Stores.
LONDON: 65 New Oxford Street, W.C.
" 147, Bishopsgate, E.C.
" 83 Newington Butts, S.E.11.
GLASGOW: 326 Argyle Street.
MANCHESTER: 10a Piccadilly.
BIRMINGHAM: 9a High Street.
LEEDS: 10 Queen Victoria Street, Briggate.
SOUTHAMPTON: 25 Bernard Street.
BRIGHTON: 68 London Road.
SHEFFIELD: 214 West Street.
TORONTO, CANADA: 844 Yonge Street.
And of all HOBBIES Authorised Agents.