

No. 1927
24-9-32

Hobbies DESIGN

PRICE
4D

—SIZE—
17IN. LONG.
14IN. HIGH.

Supplement to Hobbies No. 1927
PICTURE FRAME


INLAID PICTURE

TIMBER HAULING IN NEW ZEALAND.

FRETWOOD.—For making this design a parcel of Oak with Sycamore, Mahogany, Satinwood, Padouk and 3/16in. Oak-faced 3-Ply, Round Wood Rod and Wood Ornaments, 5/-, post free 5/9.

The above prices are subject to alteration without notice.

ADDRESSES.
All orders by post should be addressed to:
HOBBIES LIMITED, Dereham, Norfolk.
Customers residing in the neighbourhood may obtain Tools, Wood and Fittings by calling at the **HOBBIES Supply Stores**.
LONDON: 94 High Holborn, W.C.1.
" 147, Bishopsgate, E.C.1.
" 83 Newington Butts, S.E.11.
GLASGOW: 326 Argyle Street.
MANCHESTER: 10a Piccadilly.
BIRMINGHAM: 9a High Street.
LEEDS: 10 Queen Victoria Street, Briggate.
SOUTHAMPTON: 25 Bernard Street.
BRIGHTON: 68 London Road.
SHEFFIELD: 4 St. Paul's Parade.
TORONTO, CANADA:
54 Wellington Street West.
And of all Hobbies Authorized Agents.

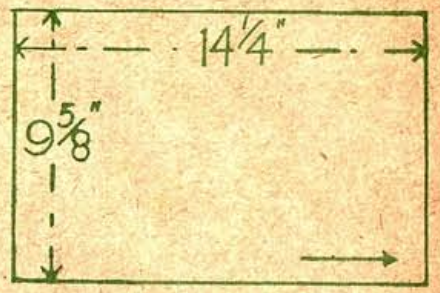


Beading nailed to Framing.
Cut two of each strip shown 3/16in. and round off one edge of each piece as section shown. Mitre the ends to fit into corners of frame.

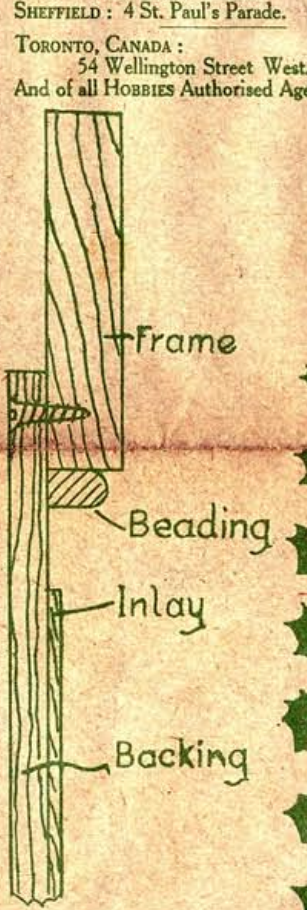
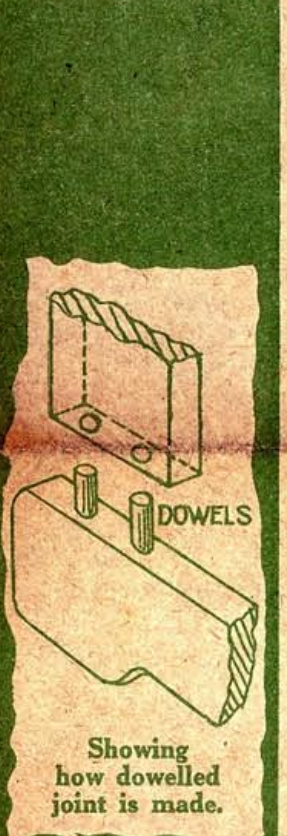


Inlay:—Pin the four pieces of 1/16in. wood together and paste the pattern to the top one. Cut out the design, afterwards gluing down the various woods to the key shown.

KEY TO SUGGESTED INLAY.

- SYCAMORE ... W
- MAHOGANY ... M
- SATINWOOD ... S
- PADOUK ... P



Backing to Picture. Cut from 3/16in. Oak-faced plywood. Glue down the inlay panel centrally on this, and fix the whole to the back of the frame by means of screws as shown in the sectional detail.




Section showing positions of parts.




Shield Overlay. Cut from 1/16in. dark wood and glue to fern overlay.

Fern Overlay and Shield. Cut from 1/16in. white wood and stain and glue to frame.



Inlay Picture. Cut from the four varieties of 1/16in. wood.



ORNAMENT No. 232



ORNAMENT No. 232

Note:—Extra copies of this design may be obtained from Hobbies.

Lower Rail. Cut from 3/8-in. Oak.

Side Rail. Cut from 3/8-in. Oak.

Pedro López Rodríguez 2006
www.finescrollsaw.com

The arrows indicate direction of grain of wood.