


Supplement to Hobbies No. 1939.

# HOBBIES MOTOR RACE

## INSTRUCTIONS HOW TO PLAY THE GAME

For two, three or four players. Use a dice to see the number thrown, and drive the motor car forward along the selected road that number of marks. Each mark counts one forward, the dice being used by each player in turn. Each can select his own route to travel, but all must go to London. A stop must be made at Sheffield, Manchester and Doncaster by turning up the exact throw of the dice to carry to these towns. The same applies to London. The winner must reach Land's End by an exact throw on to 85. The cars are set with their front edge touching the mark on the road. A motor arriving in any of the towns marked is assumed to stop for refreshments and must miss a turn.

- |       |  |                |                                   |
|-------|--|----------------|-----------------------------------|
| No. 4 | Forgotten tool kit, return to No. 1.               | No. 38         | Held up by cattle, lose a turn.   |
| " 10  | One cylinder missing, stop one turn to clean plug. | Nos. 43 and 46 | Wrong road, go back 6.            |
| " 17  | Puncture, miss a turn.                             | No. 58         | Out of petrol, back to 56.        |
| " 27  | Wrong road out, back to 25.                        | " 59           | Steep hill, lose one turn.        |
| " 28  | Burst tyre, lose two turns.                        | " 64           | Long downward runs, go forward 4. |
| " 30  | Making good progress, go to 33.                    | " 65           | Engine running hot, lose a turn.  |
| " 34  | Traffic block, lose a turn.                        | " 76           | Engine seized, out of the game.   |



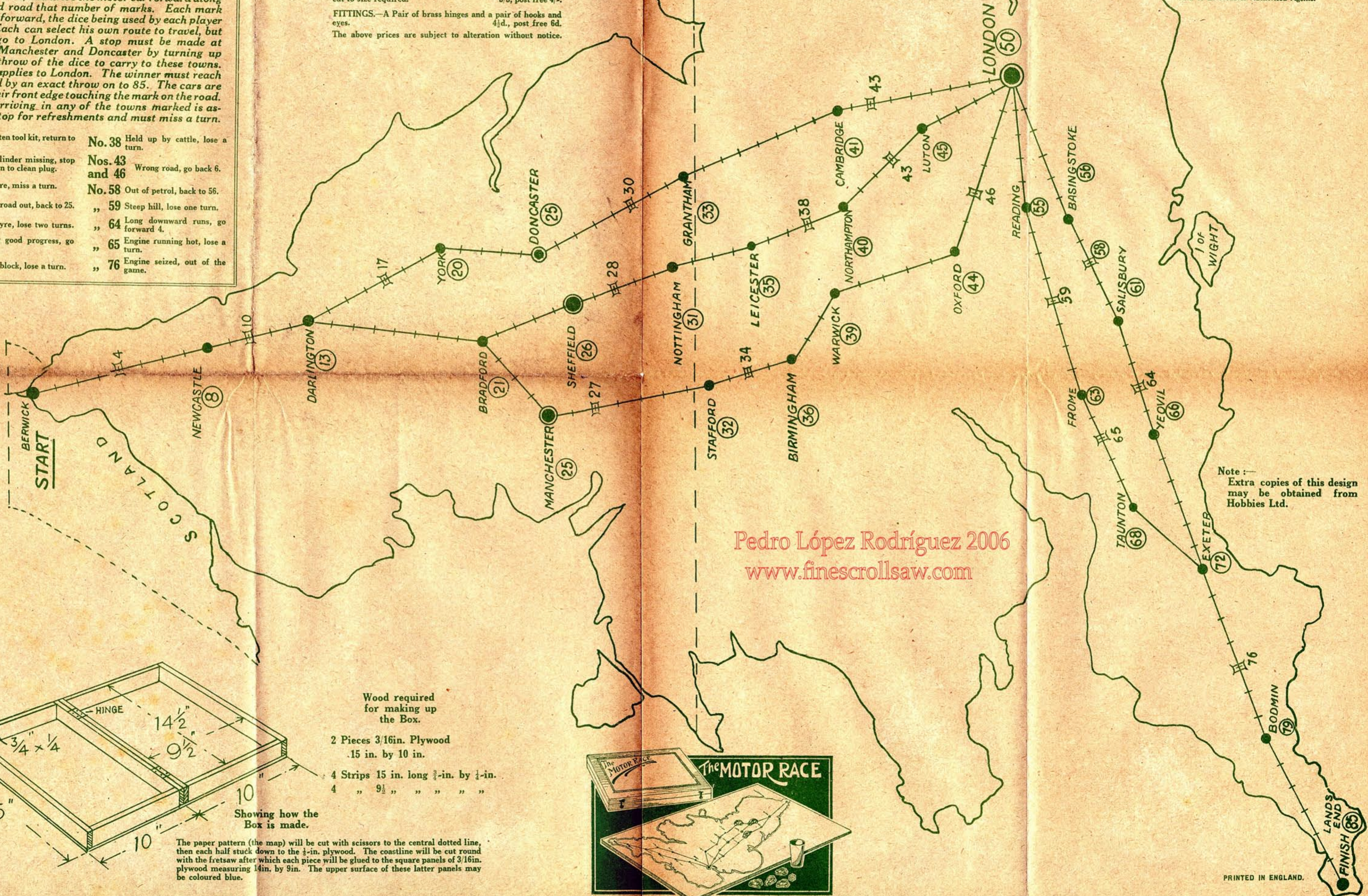
The cars will be cut from the 1/4-in. by 1/4-in. stripwood. The paper pattern for the reverse side of the cars will be stuck down after the outline has been cut round with the fretsaw.

### FRETWOOD.

For above we supply a parcel of plywood and stripwood, cut to size required. 3/3, post free 4/-.

FITTINGS.—A Pair of brass hinges and a pair of hooks and eyes. 4 1/2d., post free 6d.

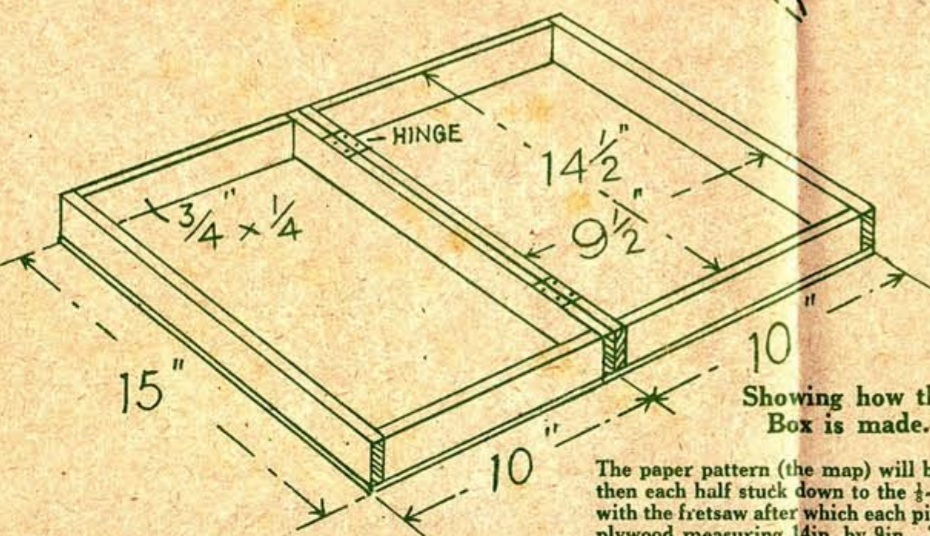
The above prices are subject to alteration without notice.



ADDRESSES.  
All orders by post should be addressed—  
HOBBIES LIMITED, Dereham, Norfolk.  
Customers residing in the neighbourhood may obtain Tools, Wood and Fittings by calling at the HOBBIES Supply Stores:  
LONDON: 94 High Holborn, W.C.1.  
" 147, Bishopsgate, E.C.  
" 83, Newington Butts, S.E.11.  
GLASGOW: 326, Argyle Street.  
MANCHESTER: 10a Piccadilly.  
BIRMINGHAM: 9a High Street.  
LEEDS: 10 Queen Victoria Street, Briggate.  
SOUTHAMPTON: 25 Bernard Street.  
BRIGHTON: 68 London Road.  
SHEFFIELD: 4 St. Paul's Parade.  
TORONTO, CANADA: 54 Wellington Street West.  
And of all HOBBIES Authorized Agents.

Note:—  
Extra copies of this design may be obtained from Hobbies Ltd.

Pedro López Rodríguez 2006  
www.finescrollsaw.com



- Wood required for making up the Box.
- 2 Pieces 3/16in. Plywood 15 in. by 10 in.
  - 4 Strips 15 in. long 1/4-in. by 1/4-in.
  - 4 " 9 1/2 " " " " "

The paper pattern (the map) will be cut with scissors to the central dotted line, then each half stuck down to the 1/4-in. plywood. The coastline will be cut round with the fretsaw after which each piece will be glued to the square panels of 3/16in. plywood measuring 14in. by 9in. The upper surface of these latter panels may be coloured blue.

