

Supplement to Hobbies No. 1953.

THE UNIVERSAL CABINET

A very useful Cabinet and admirably suited for a Radio Set or for the storage of Gramophone Records.

FRETWOOD & FITTINGS.

FRETWOOD.—For making this cabinet a parcel of Oak, with Oak-faced Plywood, is supplied, together with a set of flower-pot Legs No. 523C, grooved ready for use. Also Door No. 602, Ornament 206 and fillet for strengthening purposes. 20/- rail carriage forward.

FITTINGS.—One pair Heavy Hinges, 4/6.; a pair of 1/2-in. Ball Catches, 5d.; and 1 Drop Handle, 5/3d., 5d. Complete set of fittings 1/2, post free, 1/4.

The above prices are subject to alteration without notice.

SIZE OF CABINET.

22 in. WIDE.
14 1/2 in. DEEP.
36 1/2 in. HIGH.

The → indicates the direction of grain of wood.



Overlay on Door. Cut one 1/8-in. thick. Dotted lines show position of Raised Diamond No. 206.

TO FIT MORTISE IN LEG

LEG

TOP OVERLAY

Leg Rails. Cut two 3/8-in. thick.

Angle Blocks for stiffening Floor Frame. Cut four 3/8-in. thick.

TOP FRAME FRONT & BACK RAILS. Half only shown. Cut two 3/8-in. thick.

FLOOR FRAME SIDES. Cut two 3/8-in. thick.

FLOOR FRAME, FRONT & BACK. Cut two to the length shown 3/8-in. thick.

TOP FRAME SIDE RAILS. Half only shown. Cut two 3/8-in. thick.

The wood and fittings are obtainable from any of Hobbies Branches in London, Glasgow, Manchester, Birmingham, Sheffield, Leeds, Southampton, Brighton.

Orders by post should be addressed to Hobbies Ltd., Dereham, Norfolk. Canadian workers write to 54, Wellington Street West, Toronto.

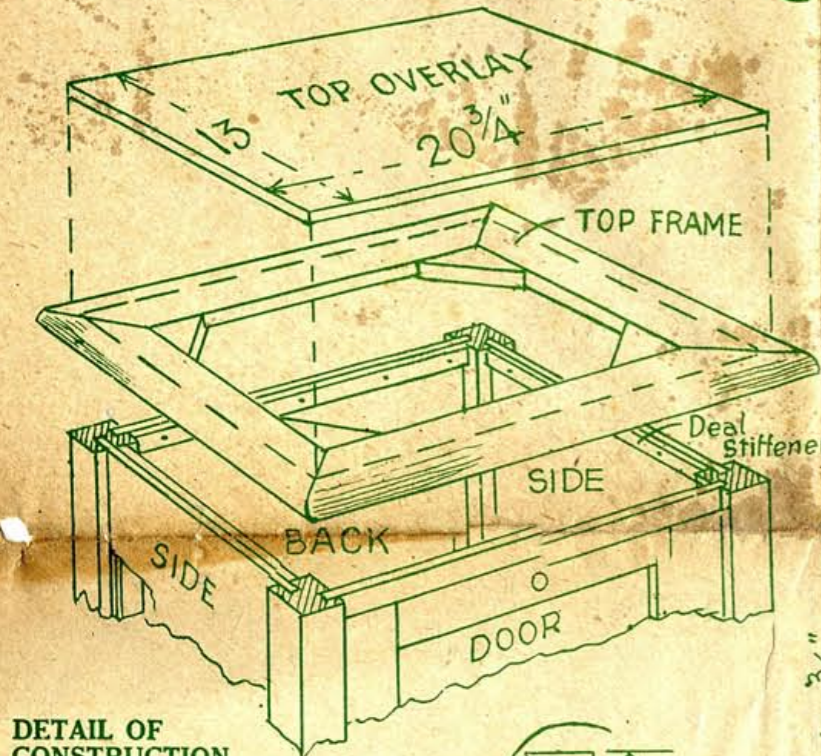
The blocks which are left after cutting the mitres will be glued into the angles of the frame see detail.

NOTE:—EXTRA COPIES OF THIS DESIGN MAY BE OBTAINED from HOBBIES LTD.

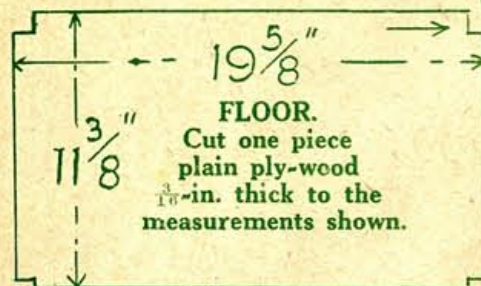
UNDER SHELF. Cut one 3/8-in. thick.

Side Rails under Floor. Cut two 3/8-in. thick.

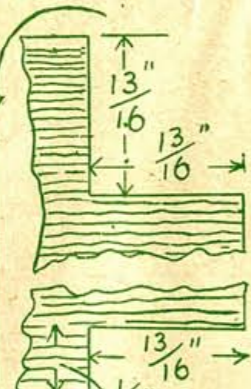
Front Rail under Floor. Cut one 3/8-in. thick.



DETAIL OF CONSTRUCTION OF TOP FRAME, ETC.



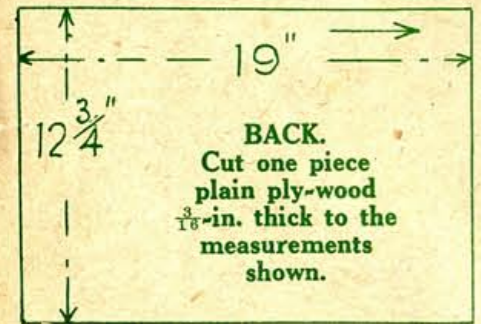
FLOOR. Cut one piece plain ply-wood 1/8-in. thick to the measurements shown.



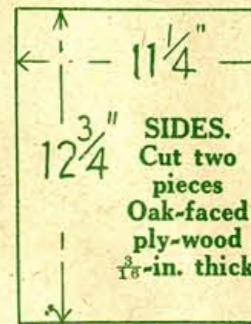
Sufficient 1/8-in. x 3/8-in. deal fillet pieces are supplied in the parcel for strengthening the top of the cabinet inside.

1 piece 18 in. 2 pieces 10 1/2 in.

DETAIL OF LEG



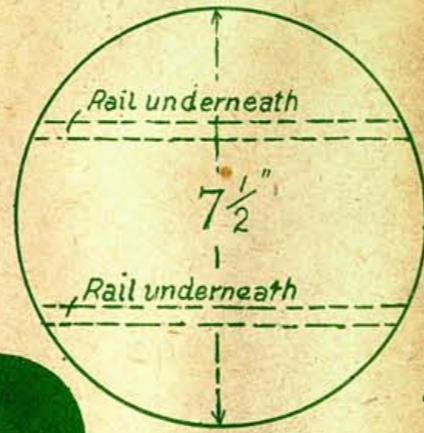
BACK. Cut one piece plain ply-wood 1/8-in. thick to the measurements shown.



SIDES. Cut two pieces Oak-faced ply-wood 1/8-in. thick.



TOP OVERLAY. Cut one piece Oak-faced ply-wood 1/8-in. thick and glue it to the frame as in detail.



Rail above door connecting the legs. Cut one 3/8-in. thick.



Rails connecting Leg Rails. Cut two 3/8-in. thick.