

No. 2043
15-12-34

Hobbies DESIGN

PRICE 4D

The arrows indicate the direction of grain of wood.

SUPPLEMENT TO HOBBIES No. 2043.
AN ATTRACTIVE BRUSH AND COMB CASE WITH MIRROR INSIDE LID

WOOD AND FITTINGS.
FRETWOOD:—For making this design, a parcel of Mahogany is supplied, with Whitewood for overlays, linings and Ball Knob for handle. 2/6 post free 3/—
FITTINGS:—2 Bevelled Round Mirrors No. 5704, 1 Bevelled Oblong Mirror No. 5718, and a pair of Brass Hinges. 1/1 post free 1/3 Complete set Wood and Fittings 4/— post free.

The above prices are subject to alteration without notice.

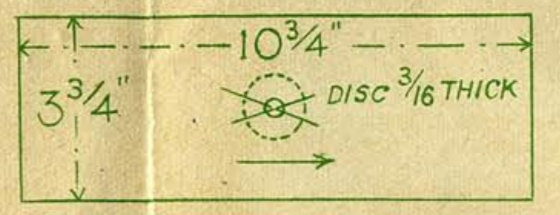
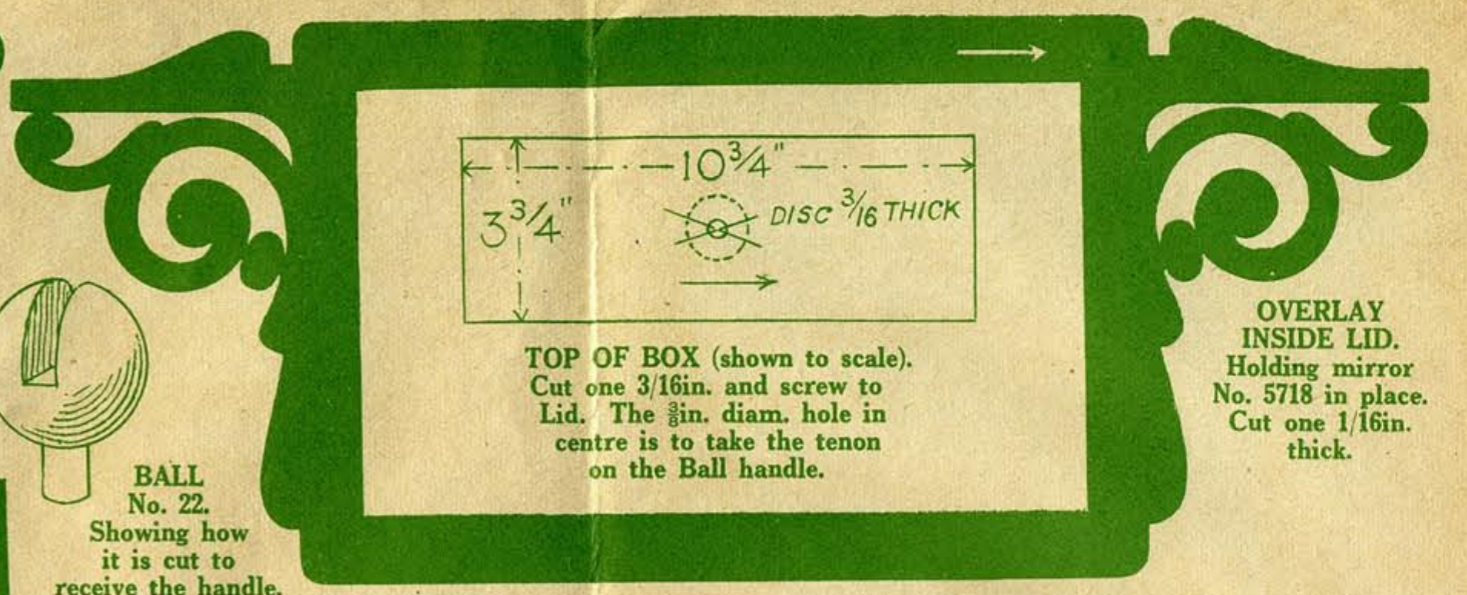


HANDLE.
Cut one 3/16in. Glue it into the Ball as shown in detail.

Tenon to fit into Top of Box.



BALL No. 22.
Showing how it is cut to receive the handle.



TOP OF BOX (shown to scale).
Cut one 3/16in. and screw to Lid. The 3/16in. diam. hole in centre is to take the tenon on the Ball handle.

OVERLAY INSIDE LID.
Holding mirror No. 5718 in place. Cut one 1/16in. thick.



SIDE FOOT.
Cut one 3/16in. and glue beneath Floor.

Pedro López Rodríguez 2006
www.finescrollsaw.com



DISC ON TOP OF BOX.
Cut one from the waste 3/16in. wood.



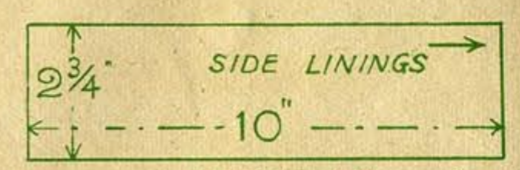
LID OF BOX.
Cut one 3/16in. The mirror No. 5718 fits into this and is held in place by the overlay shown dotted.

—SIZE— OF BOX.
12ins. long, 4 1/2" wide, 6" high.

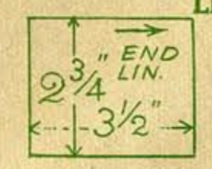
NOTE:—This design sheet is only presented free with the current issue of Hobbies and not with back numbers. Further copies may be obtained.

This line gives position of Top of Box.

CHAMFERED ON UNDERSIDE



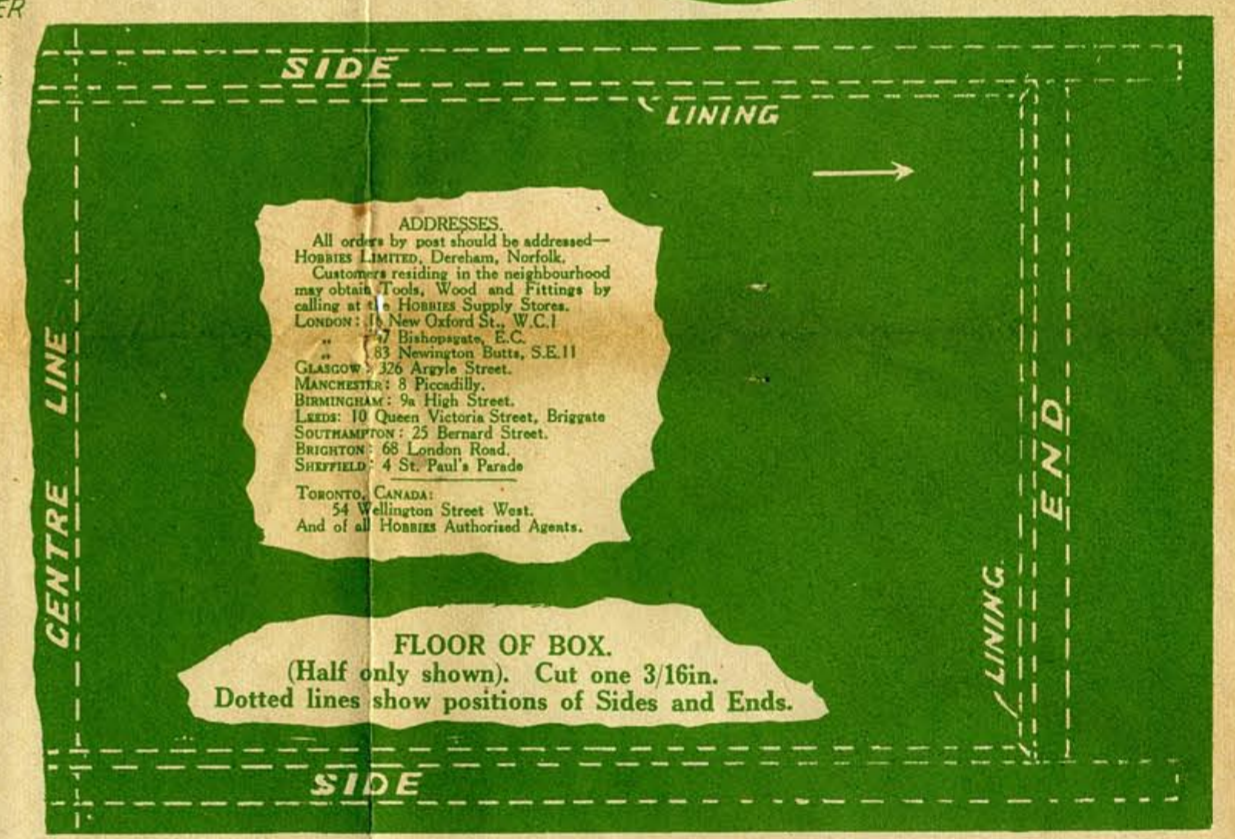
LININGS (whitewood).
Cut two of each 1/16in. and chamfer the edges to fit the box. See dotted lines on floor.



OVERLAYS ON SIDES (whitewood).
Cut two 1/16in. These Overlays hold the mirrors No. 5704 in place.

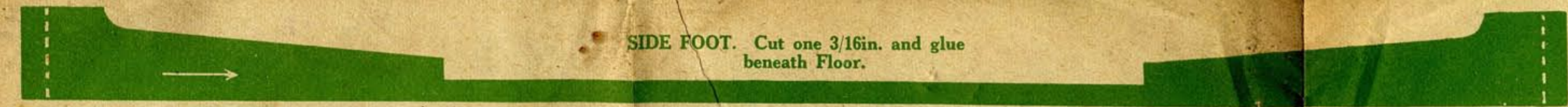


SHOWING HOW LID IS HINGED TO BACK.

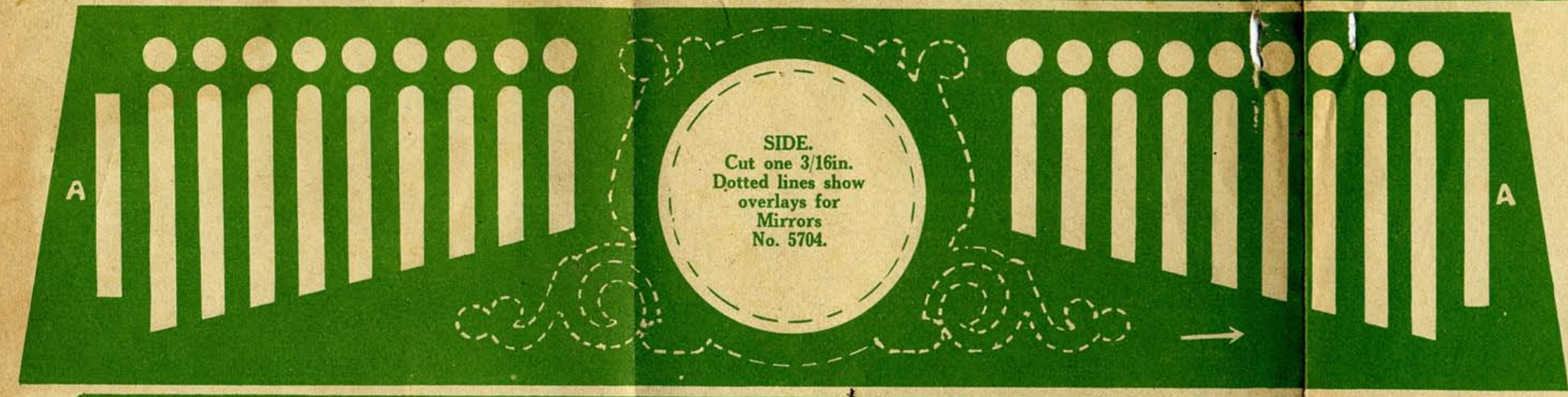


ADDRESSES.
All orders by post should be addressed—
HOBBIES LIMITED, Dereham, Norfolk.
Customers residing in the neighbourhood may obtain Tools, Wood and Fittings by calling at a Hobbies Supply Store.
LONDON: 11, New Oxford St., W.C.1
" 77, Bishopsgate, E.C.2
" 83, Newington Butte, S.E.11
GLASGOW: 326 Argyle Street.
MANCHESTER: 8 Piccadilly.
BIRMINGHAM: 9, High Street.
LEEDS: 10 Queen Victoria Street, Briggate
SOUTHAMPTON: 25 Bernard Street.
BRIGHTON: 68 London Road.
SHEFFIELD: 4 St. Paul's Parade.
TORONTO, CANADA:
54 Wellington Street West.
And of all Hobbies Authorized Agents.

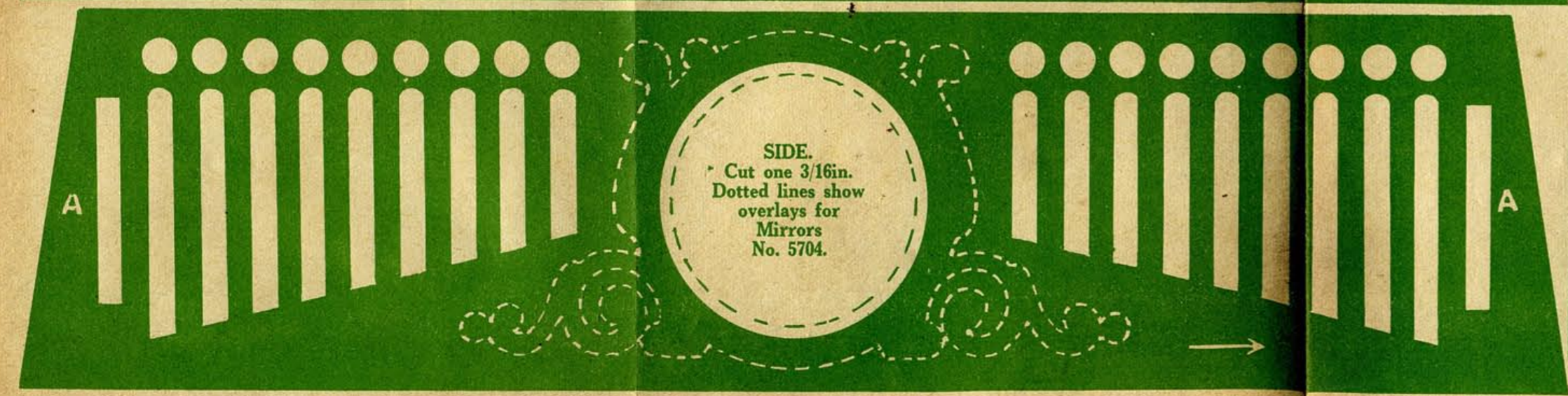
FLOOR OF BOX.
(Half only shown). Cut one 3/16in. Dotted lines show positions of Sides and Ends.




SIDE FOOT. Cut one 3/16in. and glue beneath Floor.



SIDE.
Cut one 3/16in. Dotted lines show overlays for Mirrors No. 5704.



SIDE.
Cut one 3/16in. Dotted lines show overlays for Mirrors No. 5704.



ENDS.
Cut from 3/16in.

END FEET.
Cut one of each 3/16in. and glue beneath Floor.

PRINTED IN ENGLAND.