

No.
2081
7-9-35

Hobbies


DESIGN

PRICE
4d

SUPPLEMENT TO HOBBIES No. 2081.

TOILET CABINET & TABLE

A BOON TO THE MODERN HOUSE OR FLAT.



WOOD AND FITTINGS.
WOOD.—For making this Design, a parcel of Spanish Chestnut is supplied, including a set Oak Legs No. 526C grooved ready for fixing, also ornament No. 216, and sufficient No. 24 Moulding, 1/2in. Rod, and 49 Knobs.

FITTINGS.—Bevelled Mirror No. 5742 2/6, 4 No. 5 Mirror Clips 5d., Support 6d., 1 pair 1 1/2in. Brass Hinges with Screws 7d., and a Pair of Fancy Hinges No. 5308 1d. Complete Set of Fittings 4/2. Post Free 4/9. Complete Parcel of Wood, Legs, mirror and all fittings will be sent for 14/- carriage paid. The above prices are subject to revision without notice.

ADDRESSES
All orders by post should be addressed HOBBIES LIMITED, Dereham, Norfolk. Customers residing in the neighbourhood may obtain Tools, Wood and Fittings by calling at the Hobbies Supply Store.
LONDON: 16 New Oxford St., W.C.1.
" 147 Bishopsgate, E.C.2.
" 83 Newington Butts, S.E.11.
GLASGOW: 326 Argyle Street.
MANCHESTER: 8 Piccadilly.

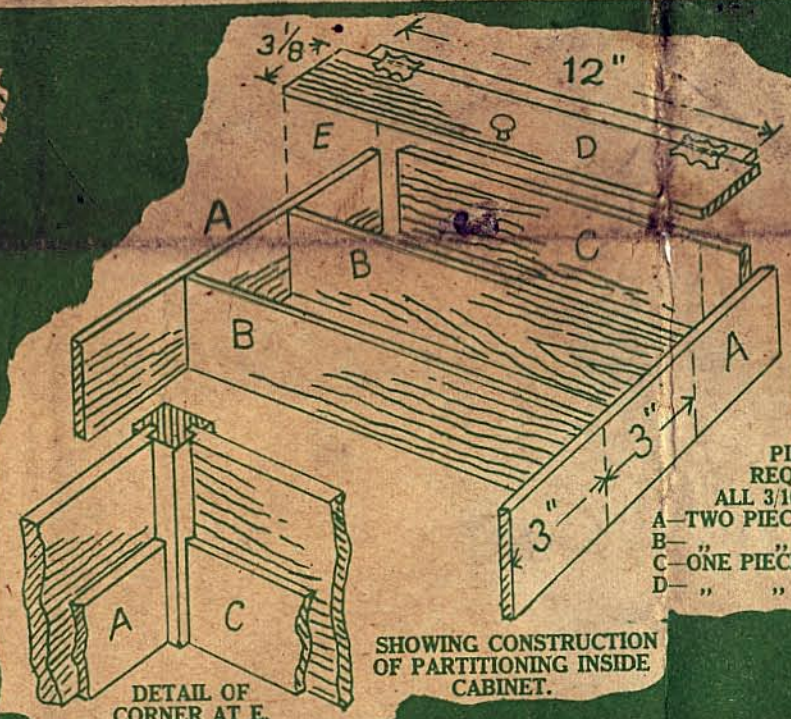
TORONTO, CANADA: 54 Wellington Street West.
And of all Hobbies Authorized Agents.

SIZE:
2ft. 6ins. HIGH.
2ft. 0ins. LONG.
1ft. 0ins. WIDE.



12"
RAIL AT BACK TO TAKE HINGES.
CUT ONE 3/8in.
SHAPE LOWER EDGE.

The arrows indicate the direction of grain of wood.



PIECES REQUIRED.
ALL 3/16in. WOOD.
A—TWO PIECES 9in. by 2in.
B—12 1/2in. by 2in.
C—ONE PIECE 12in. by 2in.
D—" 12 1/2in. by 3 1/2in.

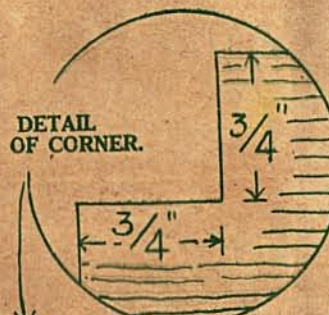
SHOWING CONSTRUCTION OF PARTITIONING INSIDE CABINET.

SIDE RAILS. CUT TWO 3/8in. THICK.




OVERLAY ON FRONT RAIL. CUT ONE 1/8in.

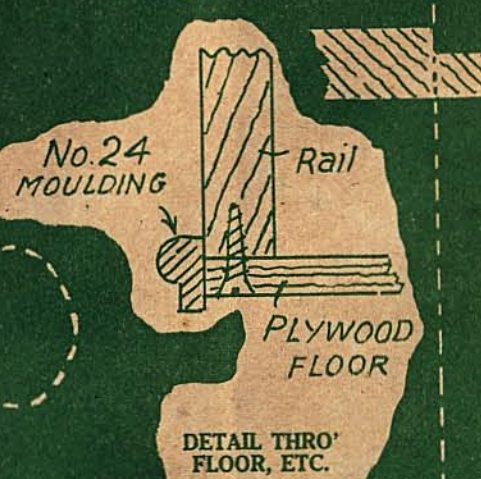
MOULDING No. 24.
2 PIECES 12ins.
2 " 9"



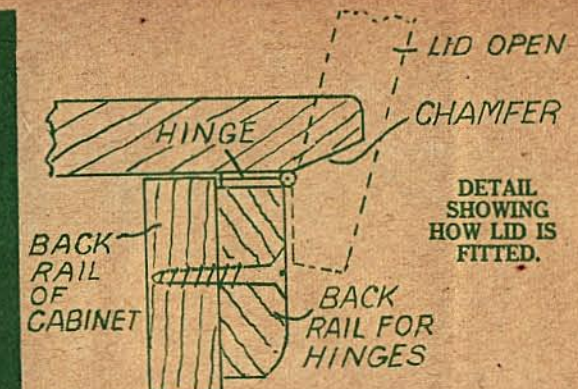
DETAIL OF CORNER.



FLOOR.
CUT FROM 3/16in. PLYWOOD.



FRONT AND BACK RAILS.
CUT TWO 3/8in. GLUE ON THE OVERLAY TO THE DOTTED LINE.



DETAIL SHOWING HOW LID IS FITTED.

BRACKETS UNDER TOP.
CUT FROM 3/8in. WOOD.

BRACKETS UNDER FLOOR.
CUT FROM 3/8in. WOOD.

BRACKETS UNDER TOP.
CUT FROM 3/8in. WOOD.

BRACKETS UNDER FLOOR.
CUT FROM 3/8in. WOOD.

BRACKETS UNDER FLOOR.
CUT FROM 3/8in. WOOD.

NOTE—THESE SIX BRACKETS MUST BE PUT IN AFTER THE PLYWOOD FLOOR HAS BEEN FIXED TO THE RAILS.

SHOWING HOW ENDS OF RAILS ARE CUT TO FIT INTO GROOVES OF LEGS.

This design sheet is only presented free with the current issue of Hobbies and not with back numbers. Further copies may be obtained.

Line of Moulding No. 24.

PRINTED IN ENGLAND

Pedro López Rodríguez 2006
www.finescrollsaw.com