

NOVEL ELECTRIC WEATHERVANE



WOOD AND FITTINGS
FRETWOOD.—For making this Weather-vane we supply a selected parcel of Satin Walnut and Deal. 2/6, post free 3/-.
FITTINGS.—16 R. H. Brass Screws 1 No. 6, 1 only R. H. Brass Screw 1 1/2 No. 6, 1 pair Heavy Brass Hinges, 1 Glass No. 5805, 1 pair Brass Hooks and Eyes, and Brass Strip 5ins. by 1in. 1/2 per set or 1/6 post free. A complete set of Wood and Fittings as above will be sent post paid 4/2. Electric bulbs and wire should be obtained locally.

These prices are subject to variation without notice.

Pedro López Rodríguez 2006
www.finescrollsaw.com

VANE BOX, ENDS. CUT TWO 1/4in.

POSITION OF DIAL

CONNECT THIS LEVER SCREW WITH BATTERY.

CONNECT THIS STUD WITH WIRE ON DIAL.

STUD "ON"

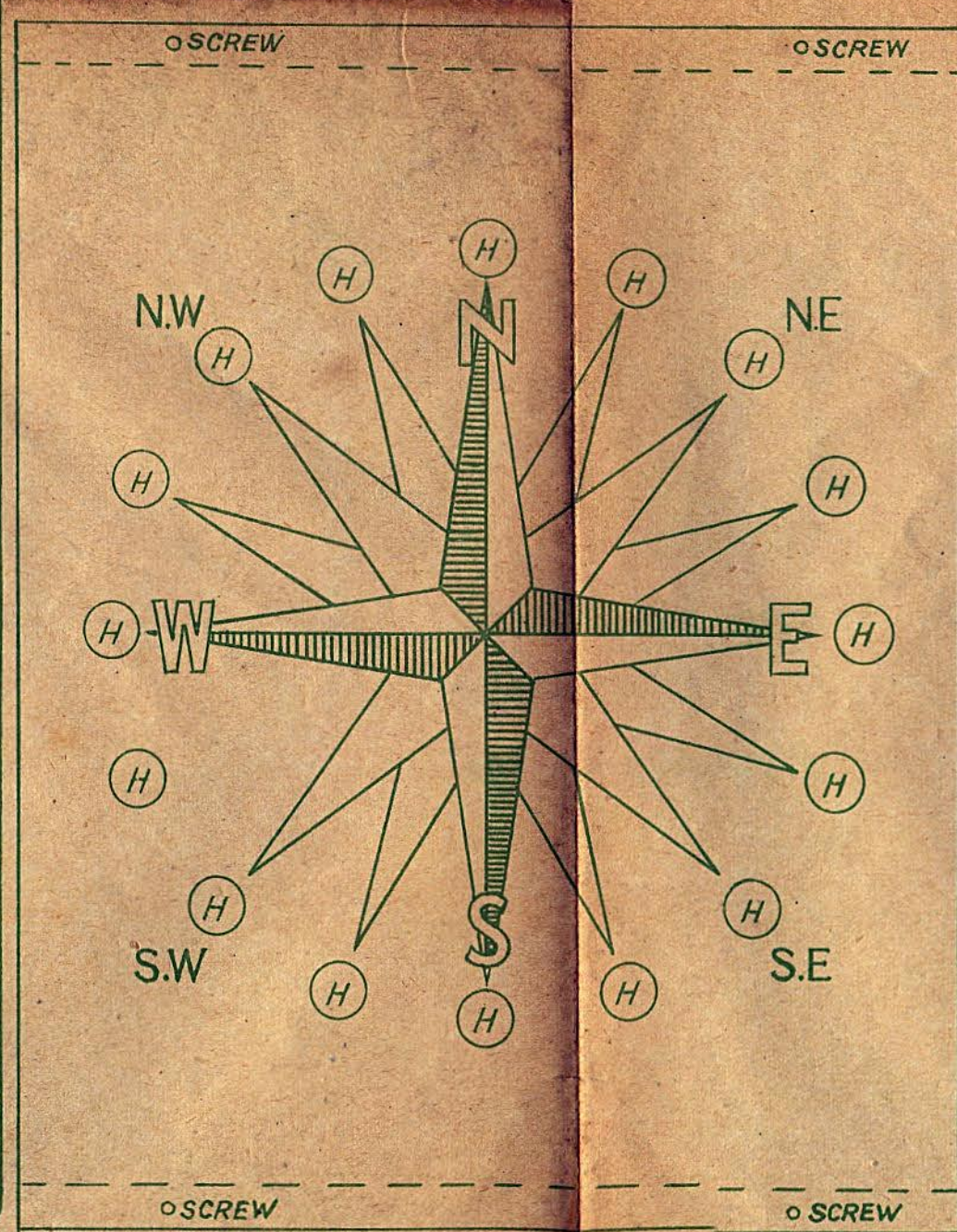

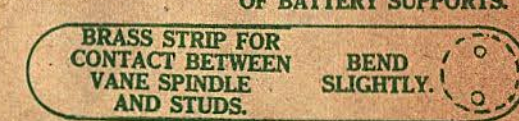


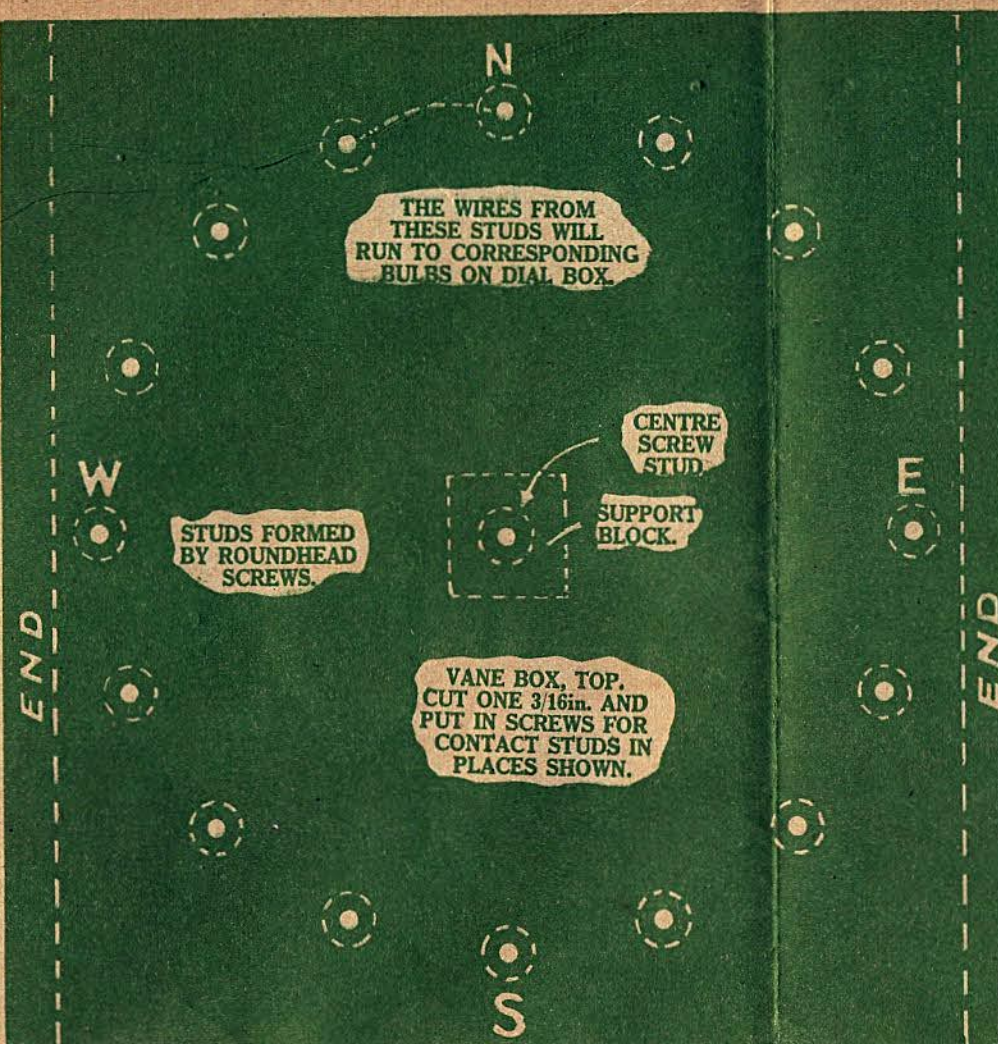
STUD "OFF"

SIDES OF DIAL BOX. CUT TWO 1/4in. SWITCH AND HINGES ON LEFT SIDE.

RECESS FOR HINGE

RECESS FOR HINGE

THIS DESIGN SHEET IS ONLY PRESENTED FREE WITH THE CURRENT ISSUE OF HOBBIES AND NOT WITH BACK NUMBERS. FURTHER COPIES MAY BE OBTAINED.



DIAL TO BE FIXED INSIDE BOX. CUT ONE 3/16in. HOLES "H" TO BE CUT FOR ELECTRIC BULBS. THE PAPER PATTERN SHOULD REMAIN ON THE WOOD.

FILLET FIXED TO FLOOR AND TOP. TO TAKE DIAL. CUT TWO 1/4in.

BATTERY SUPPORTS. CUT TWO 1/4in.

