


SUPPLEMENT TO HOBBIES No. 2098.

# DOLL'S FURNITURE

MADE IN THE NEW SIMPLIFIED SYSTEM  
TO SUIT THE BUNGALOW DESIGN No. 2093.



COMPRISING  
HALL STAND,  
SIDEBOARD,  
DINING TABLE,  
FOUR SMALL  
CHAIRS AND  
TWO ARM  
CHAIRS.  
ALSO  
BORING TOOL FOR ROUND RODS.

The arrows  
indicate  
the direction  
of grain of  
wood.



TOP. CUT ONE 3/16in. MAHOGANY.

CHAIR LEGS.  
CUT FOUR OF  
EACH FROM  
3/16in. ROD.

ARM CHAIRS.

CHAIR ARMS.  
CUT FROM 3/16in.  
PLYWOOD.

ARM CHAIR RAILS.  
CUT FROM 3/16in.  
PLYWOOD.

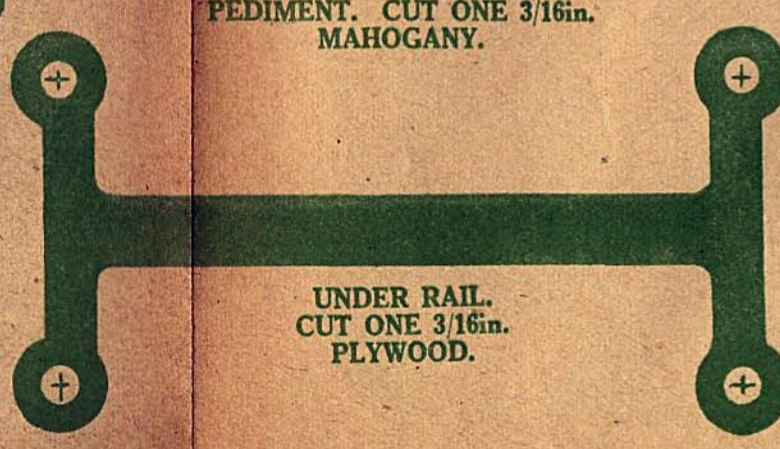
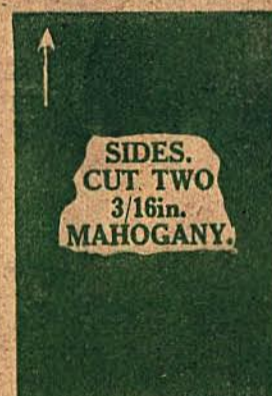

ARM CHAIR SEATS.  
CUT FROM 3/16in. PLYWOOD.

CHAIR TOPS.  
CUT FROM 3/16in. PLYWOOD.



LEGS. CUT FOUR 3/16in. ROD.

OVERLAYS ON DOORS.  
CUT FROM 1/16in.  
MAHOGANY.



TOP  
BACK LEGS.  
CUT EIGHT  
FROM 3/16in.  
ROD.

SEAT

CHAIR RAILS.  
CUT ONE OF EACH  
3/16in. PLYWOOD.

CHAIR TOPS. CUT ONE  
OF EACH 3/16in. PLYWOOD.



FRONT LEGS.  
CUT EIGHT  
FROM 3/16in. ROD.

Pedro López Rodríguez 2006  
SMALL DINING CHAIRS.  
[www.finescrollsaw.com](http://www.finescrollsaw.com)

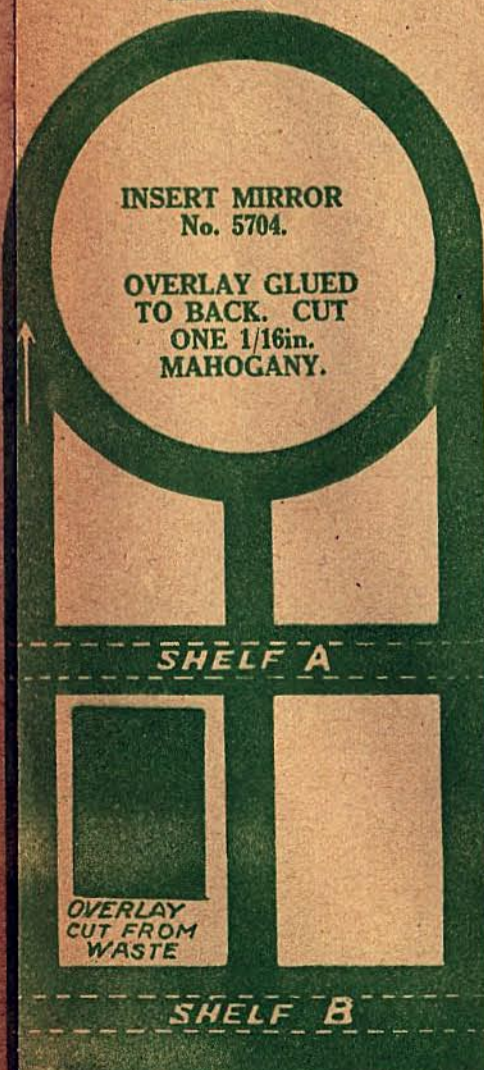
## ADDRESSES.

All orders by post should be addressed—Hobbies Limited, Dereham, Norfolk.  
Customers residing in the neighbourhood may obtain Tools, Wood and Fittings by calling at the Hobbies Supply Stores.  
LONDON: 16 New Oxford St., W.C.1. SOUTHAMPTON: 25 Bernard Street.  
BIRMINGHAM: 9a High Street. BRISTOL: 68 Temple Road.  
GLASGOW: 326 Argyle Street. SHEFFIELD: 4 St. Paul's Parade.  
MANCHESTER: 8 Piccadilly. TORONTO, CANADA: 54 Wellington Street West.  
LEEDS: 10 Queen Victoria Street, Briggate. And of all Hobbies Authorized Agents

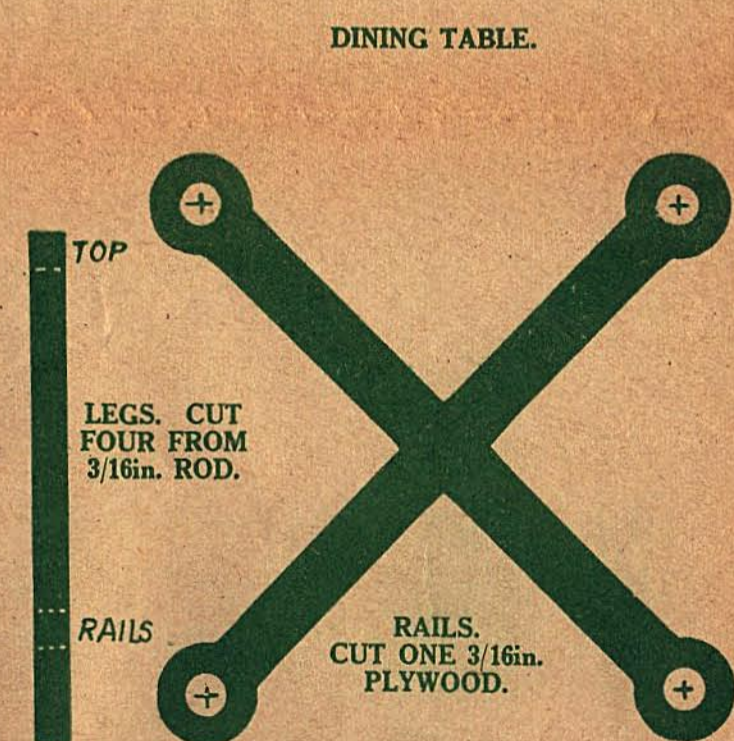

## THE HALL STAND.



BACK. CUT ONE 1/8in. MAHOGANY.



CUT TWO FROM 3/16in. ROD.

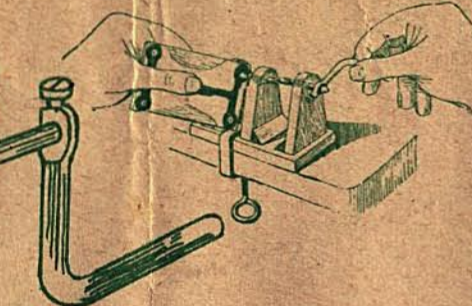


This design sheet is only presented free with the current issue of Hobbies and not with back numbers. Further copies may be obtained.

PRINTED IN ENGLAND

3/8in. ANGLE FILLET.  
6in. WANTED.  
CUT INTO THREE.

DRILL AND  
HANDLE READY  
TO FIT INTO  
THE UPRIGHTS



Full instructions how to make this Boring Tool and the pieces of furniture are given in Hobbies of above date.

PARTS FOR MAKING UP  
THE BORING TOOL.



BASE FOR BORING TOOL. CUT ONE 3/8in. BEECH.



UPRIGHTS. CUT THREE 1/2in. BEECH.